

## Modello PP P\_CE

Two frames with a geometric and essential shapes. Two different figures that can be installed on the ceiling or on the wall, individually or together to create compositions of two or more elements. Inside, the white satin-finish diffuser hides the LED, which provides diffused, glare-free light.

### GLASS FINISH


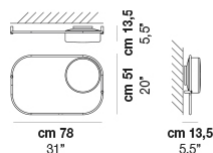


**BCST**  
white matt

### FRAME FINISH



**OTV**  
painted brass



TIER PP P BCST OTV L22 CE

### LIGHT SOURCES

1x12W 24V LED 2700 K 12 W 1700 lm DIM2 Phase Cut  
1x12W 24V LED 2700 K 12 W 1700 lm DIM3 0-10V, Push  
1x12W 24V LED 3000 K 12W 1700 lm DIM2 Phase Cut  
1x12W 24V LED 3000 K 12 W 1700 lm DIM3 0-10V, Push

### TECH DATA



VOLUME: Mc 0,10  
PACKAGE: N.2  
NET WEIGHT: Kg 3,50  
GROSS WEIGHT: Kg 5,80


### CERTIFICATIONS

EU Cert




International Cert


### OTHER VERSIONS AVAILABLE




TIER PP M



TIER PP 2M



TIER PP 2P



TIER PP MP